











## FACTS










Summit Elevation: 3,267 ft  
Base Elevation: 1,210 ft

## KEY








<span style="color: green;">●</span> Easiest	 Roads	 Campground
<span style="color: blue;">■</span> More Difficult	 Paved State/ US Routes	 Ski Lifts
<span style="color: black;">◆</span> Most Difficult	 Paved	 Excavated/Built Features
<span style="color: black;">◆◆</span> Experts Only	 Unpaved	 Boundary: Darling State Forest
 Expert Freeride	 Lean-to	

## SERVICES

### SHERBURNE BASE LODGE:

-  Dining
-  Parking
-  First Aid/Bike Patrol
-  Bike Rental/Repair
-  Guest Relations
-  Retail Shop
-  Wireless
-  ATM
-  Restrooms

### HOTEL & CONFERENCE CENTER:

-  Dining
-  Parking
-  Guest Relations
-  Retail Shop
-  Wireless
-  ATM
-  Restrooms

## BE SAFE

### YOUR RESPONSIBILITY CODE

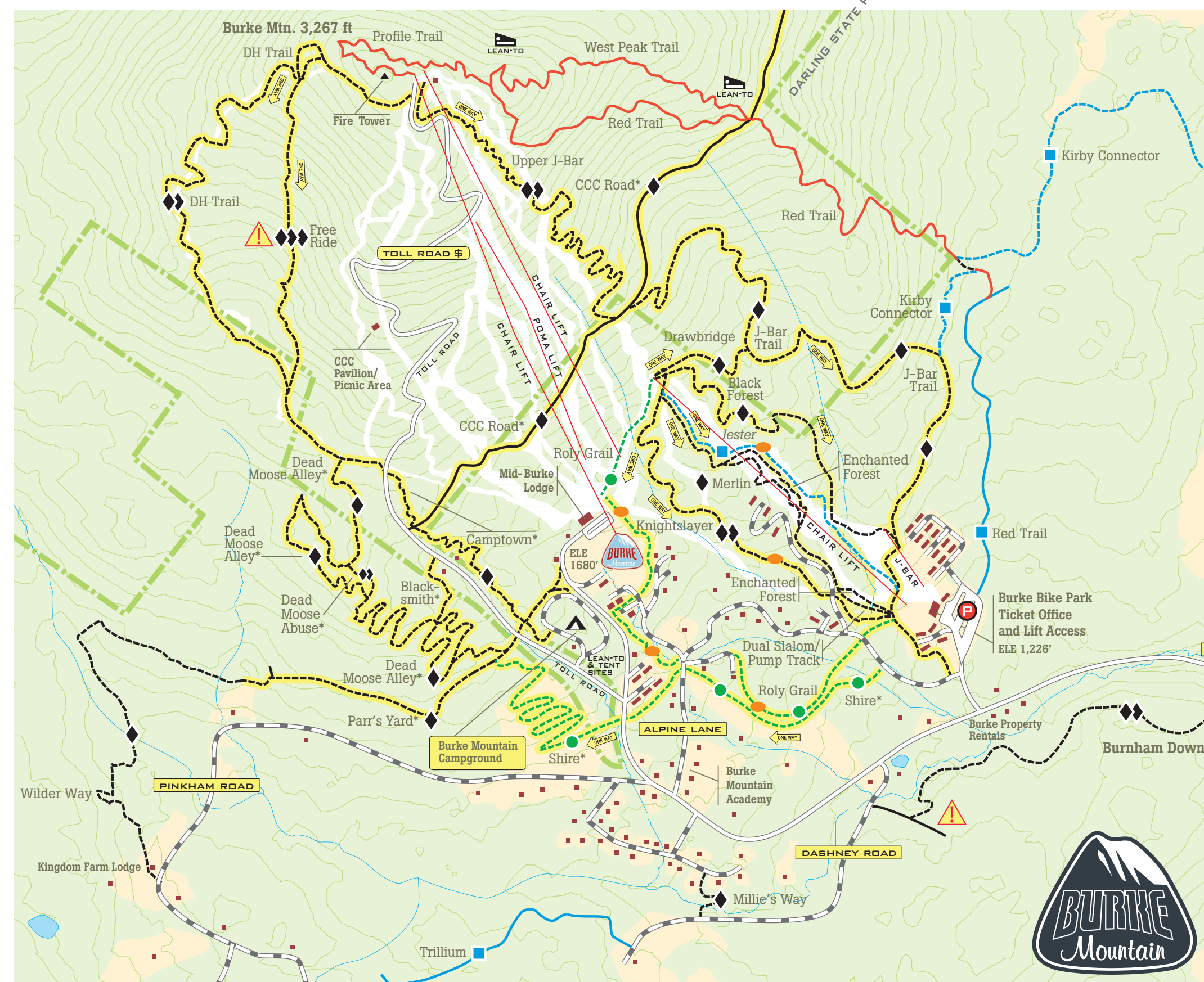
1. Stay in control at all times. It is your responsibility to avoid other persons and objects around you.
2. Do not stop where you obstruct a trail or are not visible from above.
3. When entering a trail or starting downhill, you must look uphill and yield to other riders.
4. Please assist if you are involved in or witness a collision or accident and identify yourself/location to Bike Patrol by calling (802) 626-7338.
5. Please keep off closed areas and obey all signs and warnings.
6. Stay on marked trails. Do not cut switchbacks.
7. Stay off lifts and out of the Bike Park if your ability is impaired through the use of drugs or alcohol.
8. You must have sufficient physical dexterity, ability and knowledge to safely ride and unload lifts. If in doubt, ask the attendant.
9. Hiking in the Bike Park is not permitted.
10. Do not feed, provoke or approach wildlife.

### KNOW THE CODE

BE SAFETY CONSCIOUS. IT IS YOUR RESPONSIBILITY. PARK PRIVILEGES REVOKED FOR BREACH OF THE MBR CODE.

\*ALL RIDERS MUST HAVE SIGNED WAIVER ON FILE.

 **NEED HELP? CALL BIKE PATROL: (802) 626-7338**  
or **HOTEL FRONT DESK: (802) 626-7400**







## MOUNTAIN BIKE RENTALS & REPAIRS

The Trek Demo Center is located at the Sherburne Base Lodge where riders will find rental bikes, helmets, and body armor. Rentals range from downhill to enduro and offer the latest in mountain bike technology fitted for all abilities and terrain types. Our team of bike technicians have the knowledge to outfit you with the appropriate gear for all types of riding. Rentals are available seven days a week with a reservation.

Please book your bikes in advance by calling: **(802) 626-7338** or [burkebikepark@skiburke.com](mailto:burkebikepark@skiburke.com)

## Bike-in, Bike-out BURKE MOUNTAIN HOTEL & CONFERENCE CENTER

116 suites absorbing the striking views of the Willoughby Gap or Burke Mountain.



Secure (inside) bike storage area, heated outdoor pool & hot tub and fitness center.

**FREE with every room**

To explore Burke Bike Park Packages use

**PROMO CODE: BIKE**

To explore Kingdom Trail Packages us

**PROMO CODE: KINGDOM**

## EATS.

### HOTEL

**The View Pub** (Open daily 11am)  
VT beers, cocktails and a locally-inspired menu.

**Edmund's Coffee Shop** (Open weekends 7:30-11am)  
Coffee, muffins, morning fare.

### IN THE BIKE PARK

**Biker's Edge Patio** (Open with Bike Park)  
Serving drinks and pub fare.

## EVENT CALENDAR

There's plenty going on this summer.

**VMBA Awareness Weekend**  
(Sat. - Sun.) June 8 - 9

**10th Annual Bike & Brew**  
Saturday, August 11

**NEMBA Mountain Biking Festival**  
(Sat. - Sun.) June 22 - 24

**Burke Dual Slalom Challenge**  
Sunday, September 2

**Independence Day Celebration & Fireworks**  
Saturday, July 7

**Clif Enduro East North American Finals**  
(Sat. - Sun.) September 15 - 16

**Clif Kingdom Enduro Lite**  
Sunday, July 8

**East Burke Sports Whip Off**  
Sunday, October 7

Event details & full schedule:  
[SkiBurke.com/Events](http://SkiBurke.com/Events)

## 2018 BURKE BIKE PARK OPERATING HOURS

DAY	HOURS
Thursdays *	3:00pm - 7:00pm
Fridays **	12:00pm - 7:00pm
Saturdays ***	10:00am - 6:00pm
Sundays ****	10:00am - 6:00pm
Holidays *****	10:00am - 4:00pm

\* Thursday, 7/5 - 8/30.

\*\* Friday, 6/22 - 8/31; Friday twilight ticket 3-7pm.

\*\*\* Starting Memorial Day weekend, Saturday, 5/26.

\*\*\*\* Sunday twilight ticket 2 - 6pm.

\*\*\*\*\* Holidays include: Monday, 9/3 & Monday, 10/8.

Closing weekend is Columbus Day Weekend, Saturday, 10/6 - Monday, 10/8.

## 2018 BURKE BIKE PARK RATES

AGE	THURS	FRI	FRI (PM)*	SAT	SUN	SUN (PM)*
Adult (15-69)	\$20	\$40	\$20	\$40	\$40	\$20
Junior (14 & under)	\$15	\$30	\$15	\$30	\$30	\$15
Senior (70+)						



## AT PAR LIFT TICKETS & LODGING!

Burke Bike Park Tickets can be purchased at par when paying in cash. Half of your lodging is also available for purchase at par when you pay your balance in cash.

**BOOK YOUR BIKE & STAY ONLINE AT**

**SkiBurke.com** or call **(866) 966-4820**

For Hotel Front Desk call **(802) 626-7400**



## 2018 BURKE BIKE PARK TRAIL MAP

East Burke, Vermont



## VERTICAL DROP

### SHOP THE DROP

Located in the hotel, Vertical Drop is your one stop for everything Burke. Get new gear. Get Burke gear. Get everything you forgot in your rush to get here (toothbrush anyone?). You'll also find VT beers, wine, juices, water and snacks to stock your room.